

»R107S.11« series

High quality, robust and long-lifetime quick connect coupling in a safety design that can be operated with one hand. When pushed for the first time the coupling is vented, the plug remains securely in the coupling. After a second push the plug is released. This prevents a potential "whiplash effect" and the risk of operating personnel is practically excluded.

The safety version meets ISO standard DIN EN ISO 4414.

These safety couplings are not suitable for direct attachment to pulsating tools.

We recommend using our vibration dampers, according to ISO 6150 § 7.1.

Areas of application: Pneumatic system, machine and plant engineering, manufacturing industry, mining, offshore.

Max. operating pressure	16 bar
Temperature range	-20 °C to 200 °C
Flow rate	4500 l/min (air)
Flow rate measurement	at 6 bar and $\Delta p = 1$ bar
Housing	Stainless steel 1.4305
Pushbutton	Stainless steel 1.4021
Valve	Brass CW614N
Spring	Stainless steel 1.4319
Threaded piece	Stainless steel 1.4305
Sealant	FKM
Plug profile	acc. ISO 6150 C


Pushbutton safety coupling DN 11, acc. ISO 6150 C, male

Art. No.	Type No.	Connection	Length mm	a/f mm
141980	411.12-ES	G 3/8 ET	84.0	30
141981	411.13-ES	G 1/2 ET	87.0	30
141982	411.14-ES	G 3/4 ET	90.0	30

Pushbutton safety coupling DN 11, acc. ISO 6150 C, female

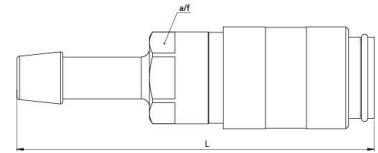
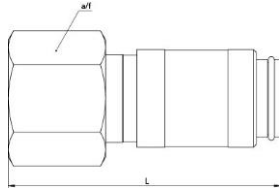
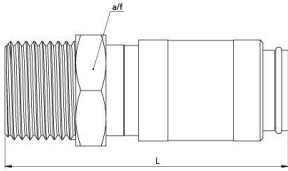
Art. No.	Type No.	Connection	Length mm	a/f mm
141977	411.02-ES	G 3/8 IT	73.0	30
141978	411.03-ES	G 1/2 IT	76.0	30
141979	411.04-ES	G 3/4 IT	81.0	30

Pushbutton safety coupling DN 11, acc. ISO 6150 C, with hose stem

Art. No.	Type No.	Connection	Length mm	a/f mm
141983	411.22-ES	Stem, I.D. 8	101.0	30
141984	411.24-ES	Stem, I.D. 10	101.0	30
141985	411.25-ES	Stem, I.D. 13	107.0	30
141986	411.26-ES	Stem, I.D. 16	107.0	30
141987	411.27-ES	Stem, I.D. 19	107.0	30

P 5-137 e

Pushbutton safety couplings
DN 11, acc. ISO 6150 C
Art. No. 141980 to 141990



411.14-ES



411.04-ES



411.25-ES

Stem for couplings DN 11, ISO 6150 C, stainless steel

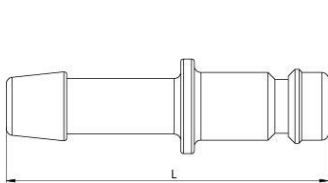
Art. No.	Type No.	Description	Length mm
141994	411.72-ES	Stem, I.D. 8	73.0
141995	411.74-ES	Stem, I.D. 10	73.0
141996	411.75-ES	Stem, I.D. 13	78.0
141997	411.76-ES	Stem, I.D. 16	78.0
141998	411.77-ES	Stem, I.D. 19	78.0

Plug for couplings DN 11, ISO 6150 C, stainless steel, male

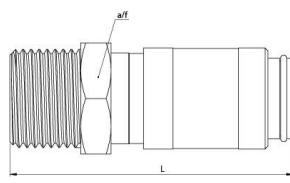
Art. No.	Type No.	Description	Length mm	a/f mm
141991	411.62-ES	Plug, G 3/8 ET	65.0	22
141992	411.63-ES	Plug, G 1/2 ET	68.0	24
141993	411.64-ES	Plug, G 3/4 ET	70.0	30

Plug for couplings DN 11, ISO 6150 C, stainless steel, female

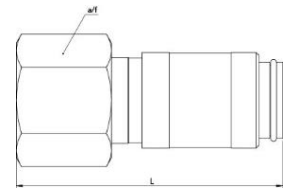
Art. No.	Type No.	Description	Length mm	a/f mm
141988	411.52-ES	Plug, G 3/8 IT	61.0	22
141989	411.53-ES	Plug, G 1/2 IT	65.0	27
141990	411.54-ES	Plug, G 3/4 IT	65.0	32



411.75-ES



411.63-ES



411.53-ES



Installation location

The installation location of the quick-connect coupling must be selected so that the health of the person operating it cannot be harmed by sources of danger in the immediate surroundings, e.g. from slipping, jamming, contaminating or burning.

Low pressure applications

Threads for low-pressure applications are, if series-related no corresponding coatings or sealing rings are present, to be provided with suitable sealing materials, such as a PTFE belt or liquid sealing agent. Here the resistance to the flowing medium must be paid attention to.

Service manual

Quick-connect couplings are predominantly maintenance-free, if used in standard applications and handled carefully. The selection of the quick-connect coupling must be compatible with the intended purpose of use and material. Depending on the operating conditions it is recommended to provide the following points during maintenance:

External visual inspection with dirt in the functioning area of coupling and plug (seal area, control elements) these must be cleaned. The following distinguishing symptoms require replacement of the corresponding parts: Torn, damaged, heavily damaged or corroded parts, leaks on coupling and / or plug parts.

Function test under maximum Max. operating pressure can be used to test the quick-connect coupling for possible malfunctions and leaks. During the testing and operating phase it must be ensured that the operating personnel work protected.

Replacement intervals for quick-connect couplings must, if available, be adapted to the state or technical standards. However, also operating experiential values, which result from the required operational safety and the conditions of use, such as downtimes, coupling frequency, Max. operating pressure and properties of the medium, are critical for establishing the replacement intervals.

Pulsating tool

When using pulsating tools it is recommended to observe the standard ISO 6150, § 7.1. It recommends installing a minimum 300 mm long, flexible hose between the pulsating tool and the quick-connect coupling. The oscillating forces are taken by the hose piece and thus increase the service life of the quick-connect coupling. No warranty can be made for couplings mounted directly on pulsating tools.

Flow direction

The recommended flow direction is from the coupling to the plug if nothing else is specified in the technical data sheet.



Application with hoses

When using hoses the permissible Max. operating pressure and the working temperature must absolutely be observed and suitable hose connections must be seen to.